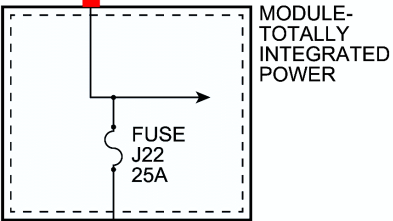




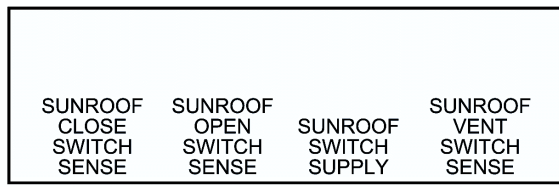
BATTERY A0



MODULE-TOTALLY INTEGRATED POWER

F15 C6

A906
14
RD



SWITCH-SUNROOF

C	D	B	A
Q5 20 OR/LB	Q3 20 OR/TN	Q6 20 OR/LG	Q4 20 OR/YL

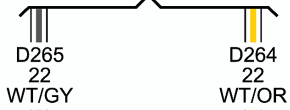
16	14	13	15	C201
16	14	13	15	

19	16	3	17	C200
19	16	39	17	

1	11	9	12	10	C381
1	11	9	12	10	

4	7	8	5	6	I3853
4	7	8	5	6	

CAN CIRCUITS ON TIPM



D265
22
WT/GY

D264
22
WT/OR

5	9	8	2	1	12	3
FUSED B(+)	CAN IHS (+)	CAN IHS (-)	SUNROOF CLOSE SWITCH SENSE	SUNROOF OPEN SWITCH SENSE	SUNROOF SWITCH SUPPLY	SUNROOF VENT SWITCH SENSE

MODULE/MOTOR-SUNROOF

GROUND

6
Z910
16
BK

7
C381
7

Z910
16
BK/LG

G933A